

# **Crafting a full-stack framework DX worth 15,000 GitHub stars**

**@WaspLang**

**Crafting a full-stack framework**

**DX worth ~~15,000~~ GitHub stars**  
**13,949<sup>•</sup>**

**@WaspLang**



## Mihovil Ilakovac

Full stack developer who likes building stuff

I like contributing to open source ([Directus](#), [Caprover](#))

Freelanced, worked at enterprises and startups

Wasp 




 [ilakovac.com](https://ilakovac.com)

 [@infomiho](https://twitter.com/infomiho)



JavaScript Developers

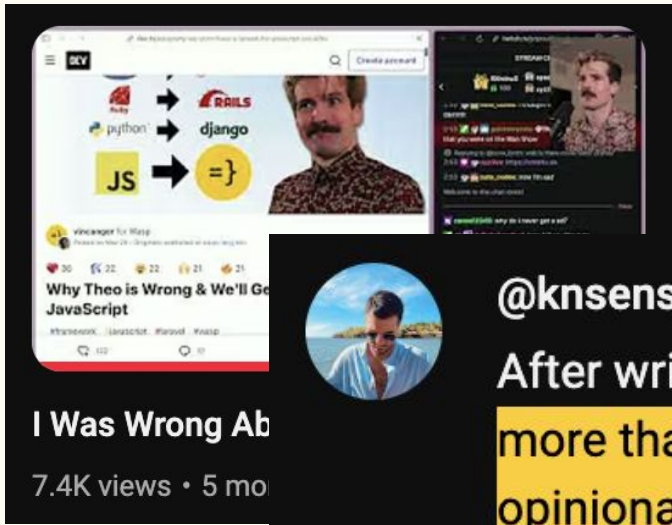




The image shows a screenshot of a YouTube video player. The video content is a tweet from 'wincanper' titled 'Why Theo is Wrong & We'll Get a Laravel,for JavaScript'. The tweet features a diagram with 'rails', 'python', and 'JS' on the left, arrows pointing to 'rails', 'django', and '}' on the right, and a portrait of Theo Philander. The video player interface includes a chat overlay on the right with a '57:53' timer and a three-dot menu icon at the bottom right.

**I Was Wrong About Laravel?** ⋮

7.4K views · 5 months ago



@knsense 5 months ago (edited)

After writing software for 7 years, there is nothing more that I, or my colleagues want, than a standard, opinionated, batteries-included framework to succeed in the JS ecosystem.

Show less



Reply



Develop full-stack  
web apps faster.

 Wasp

Develop full-stack  
web apps faster.

# And?







[Redacted] · 3 yr. ago

I think a lot of us just setup our own tools?

I'll check it out, but I think you'll be chasing your tail on this. Shrug.



3



Reply

Give Award

Share

Report

Save

Follow

It's vaporware.



5



Reply


Give Award

Share

Report

Save

Follow



Cam Blackwood  
@CamBlackwood95

How to get converted to @Wasp  
1) Install Wasp  
2) Create a wasp app via the cli.

Your mind will be blown.



Samadhi OP 14/12/2023 02:55

Awesome, thank you guys for all the amazing work you've been doing on Wasp! It's been a game changer for me. I've used pretty much every major web technology over the last 7 years.

IMO Wasp is as game-changing for me as React has been many years back. Wasp's simplicity, and how well the DSL captures most full-stack engineering tasks is pure genius.

I believe Wasp will become the #1 web technology in just a couple years. It has everything that most web devs are looking for.



mastro OP Yesterday at 10:00  
Thanks a lot! I appreciate you guys!  
a month ago, and I am looking forward to using it in my next project.

2 2 1



Jake 04/04/2024 18:03  
I built a POC with Wasp and presented to the Execs this week. It was well received. My dev team is excited as well. Actually blown away how approachable wasp is... Thank you! I wouldn't have done it without your care and

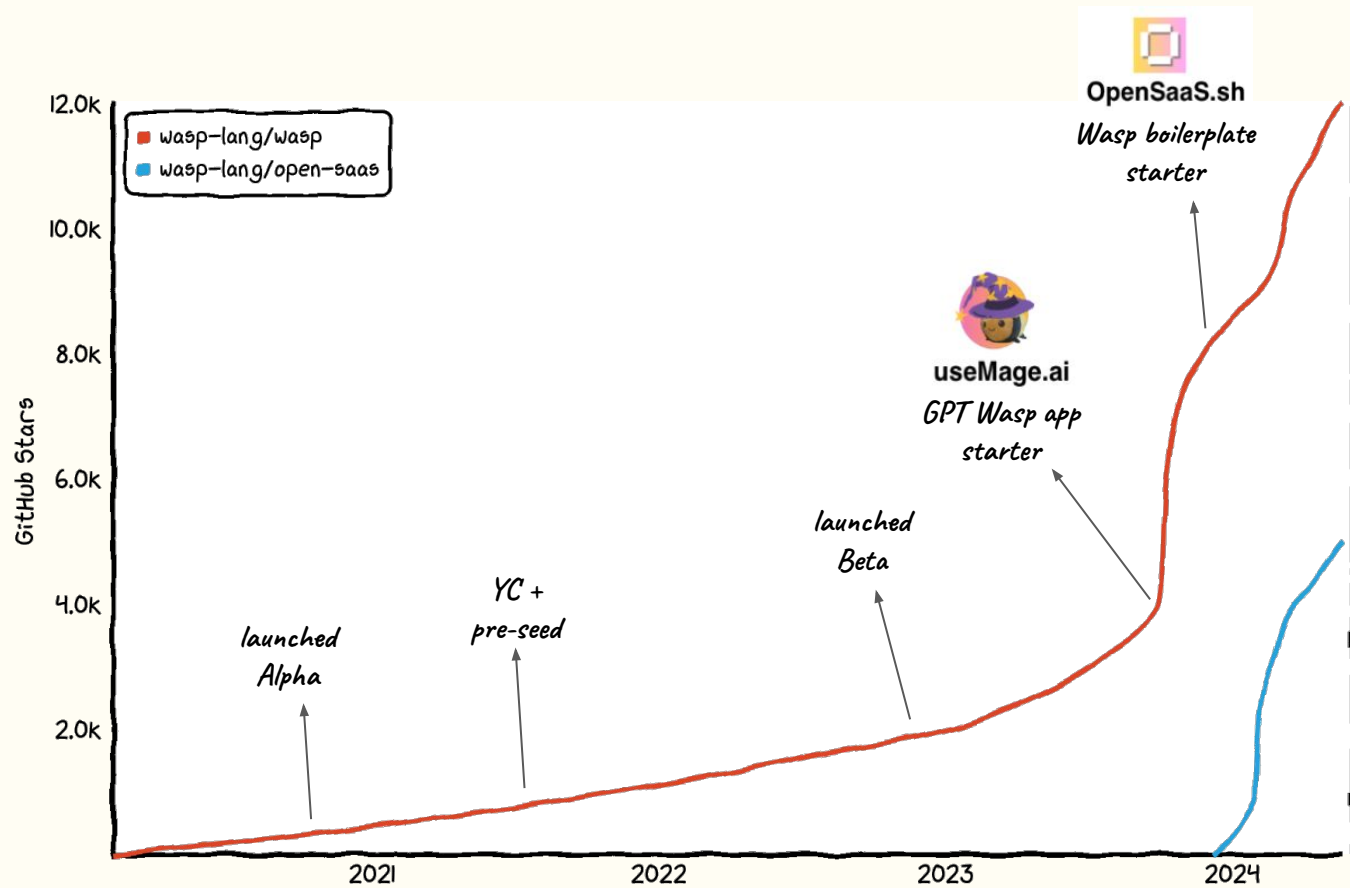
And now my app is live 🎉! Huge thank you to the @wasplang community 🙌 for their support. These tools are incredibly efficient 🐻!

Views









Chris Paliqaw Today at 14:08

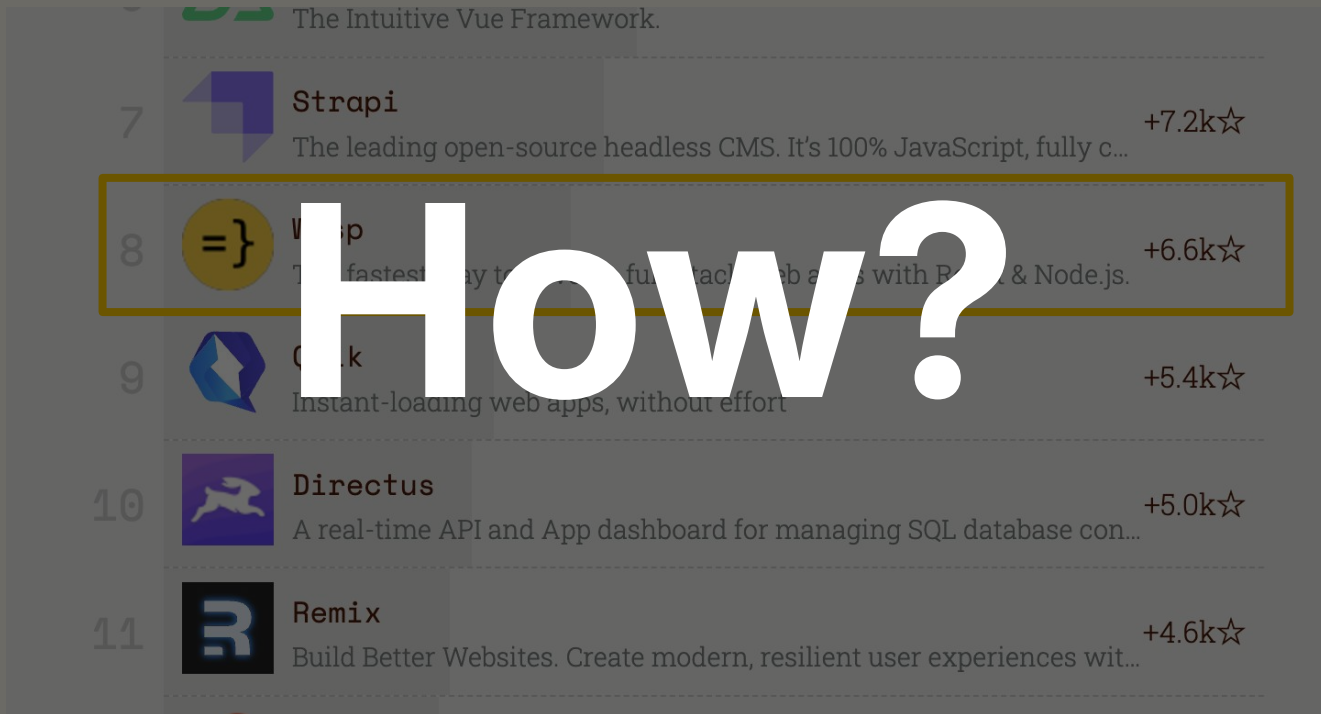
For me, the primary advantage of Wasp is the lack of boilerplate - you guys are razor-focused on creating a framework in which the backend and frontend can be defined efficiently, which speeds development and lowers maintenance and onboarding burdens.








# 2023 JS rising stars

|    |   |   |        |
|----|---|---|--------|
|    |  | The Intuitive Vue Framework.  |        |
| 7  |  | <b>Strapi</b><br>The leading open-source headless CMS. It's 100% JavaScript, fully c... | +7.2k☆ |
| 8  |  | <b>Wasp</b><br>The fastest way to develop full-stack web apps with React & Node.js.     | +6.6k☆ |
| 9  |  | <b>Qwik</b><br>Instant-loading web apps, without effort                                 | +5.4k☆ |
| 10 |  | <b>Directus</b><br>A real-time API and App dashboard for managing SQL database con...   | +5.0k☆ |
| 11 |  | <b>Remix</b><br>Build Better Websites. Create modern, resilient user experiences wit... | +4.6k☆ |

# 2023 JS rising stars



|    |   |   |        |
|----|---|---|--------|
| 7  |  | <b>Strapi</b><br>The leading open-source headless CMS. It's 100% JavaScript, fully c... | +7.2k☆ |
| 8  |  | <b>Vite</b><br>The fastest way to build full-stack web apps with React & Node.js.       | +6.6k☆ |
| 9  |  | <b>Clack</b><br>Instant-loading web apps, without effort                                | +5.4k☆ |
| 10 |  | <b>Directus</b><br>A real-time API and App dashboard for managing SQL database con...   | +5.0k☆ |
| 11 |  | <b>Remix</b><br>Build Better Websites. Create modern, resilient user experiences wit... | +4.6k☆ |

**Demo**

# The method



**"My Weird Niche Framework  
That's Currently Making  
Me \$17,947 PER DAY.."**

**And How To ETHICALLY Knock  
It Off In Less Than 10 Minutes!**



# Step 1



**PRO LEVEL DEV** builds it by hand



**Me** I just want it to work

**PRO LEVEL DEV** builds it by hand



?



**Me** I just want it to work



# Doing the auth from scratch



Your app's business logic

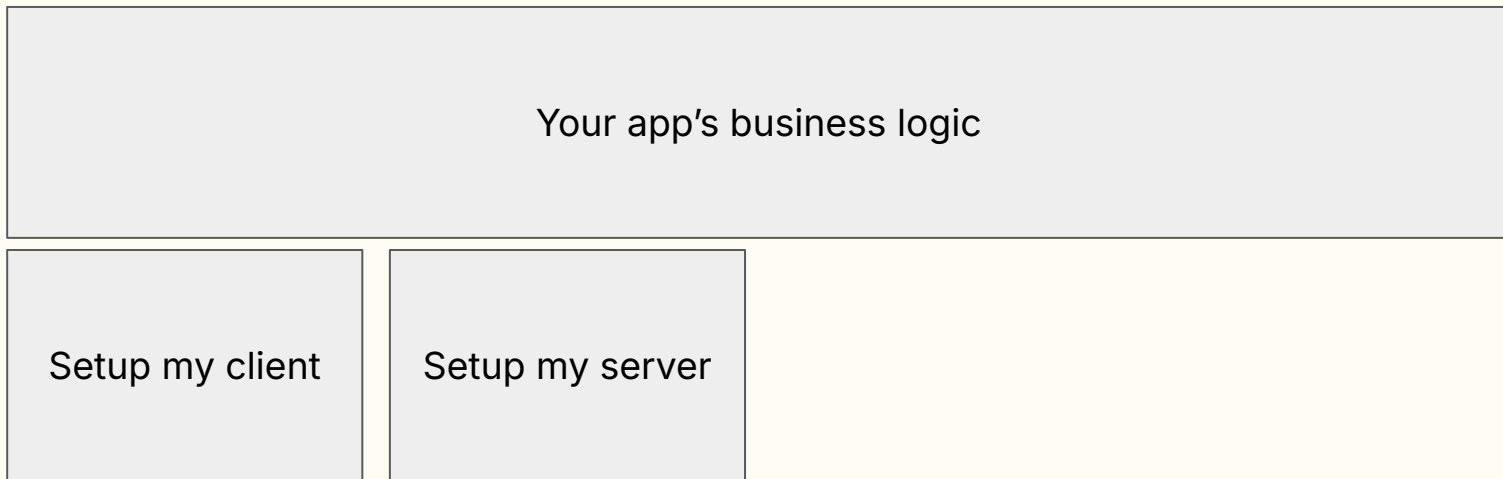
# Doing the auth from scratch



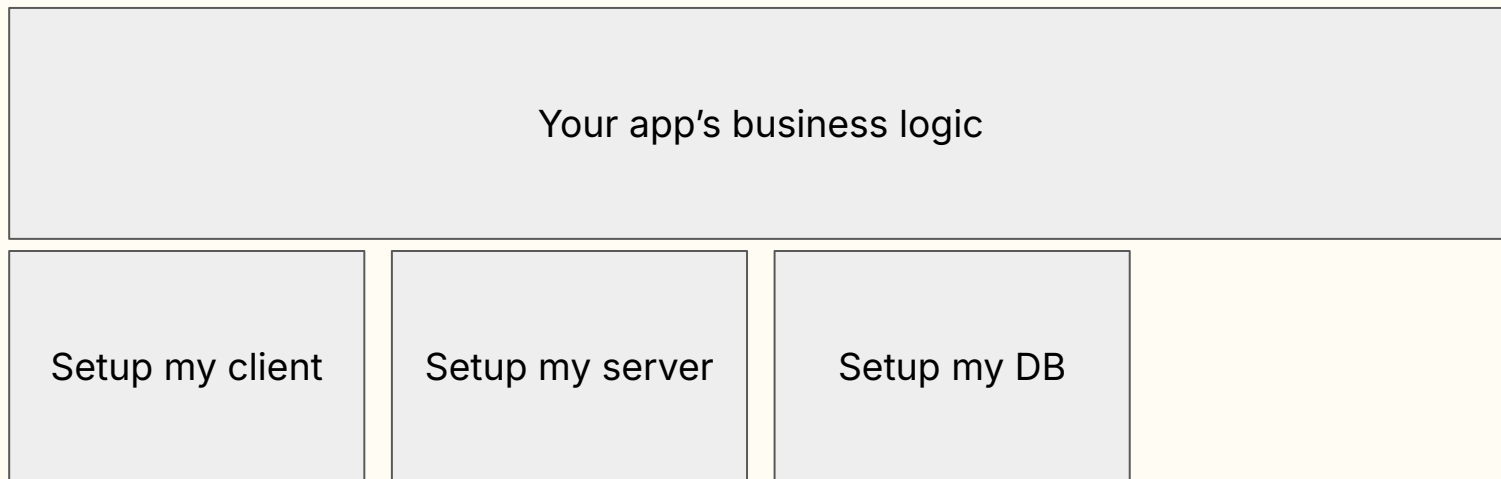
Your app's business logic

Setup my client

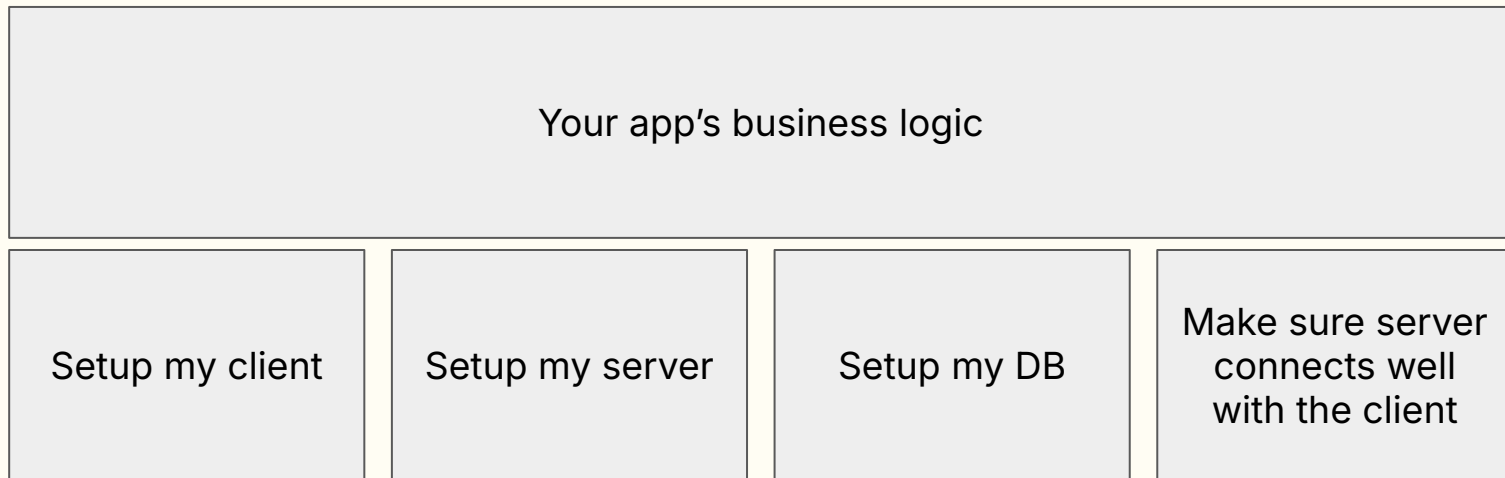
# Doing the auth from scratch



# Doing the auth from scratch

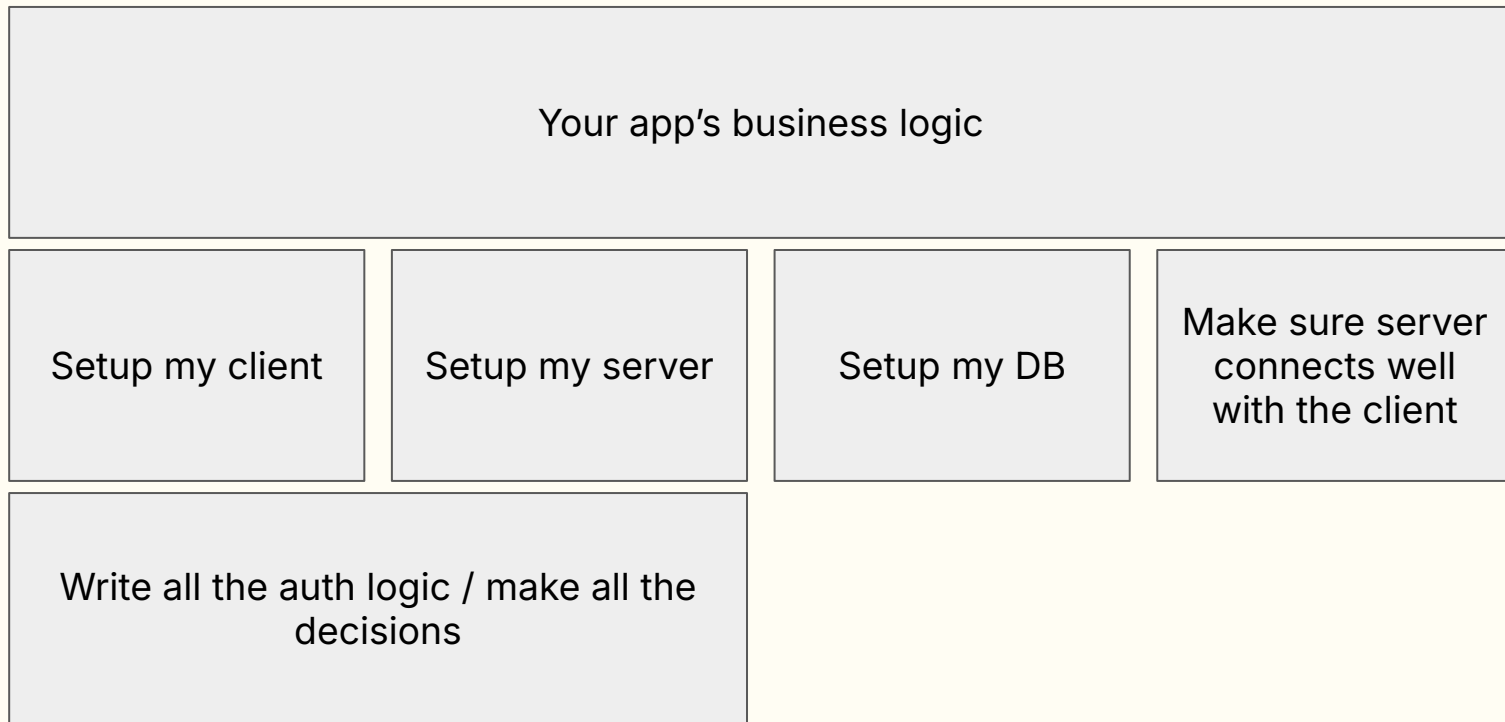


# Doing the auth from scratch





# Doing the auth from scratch



# Doing the auth from scratch



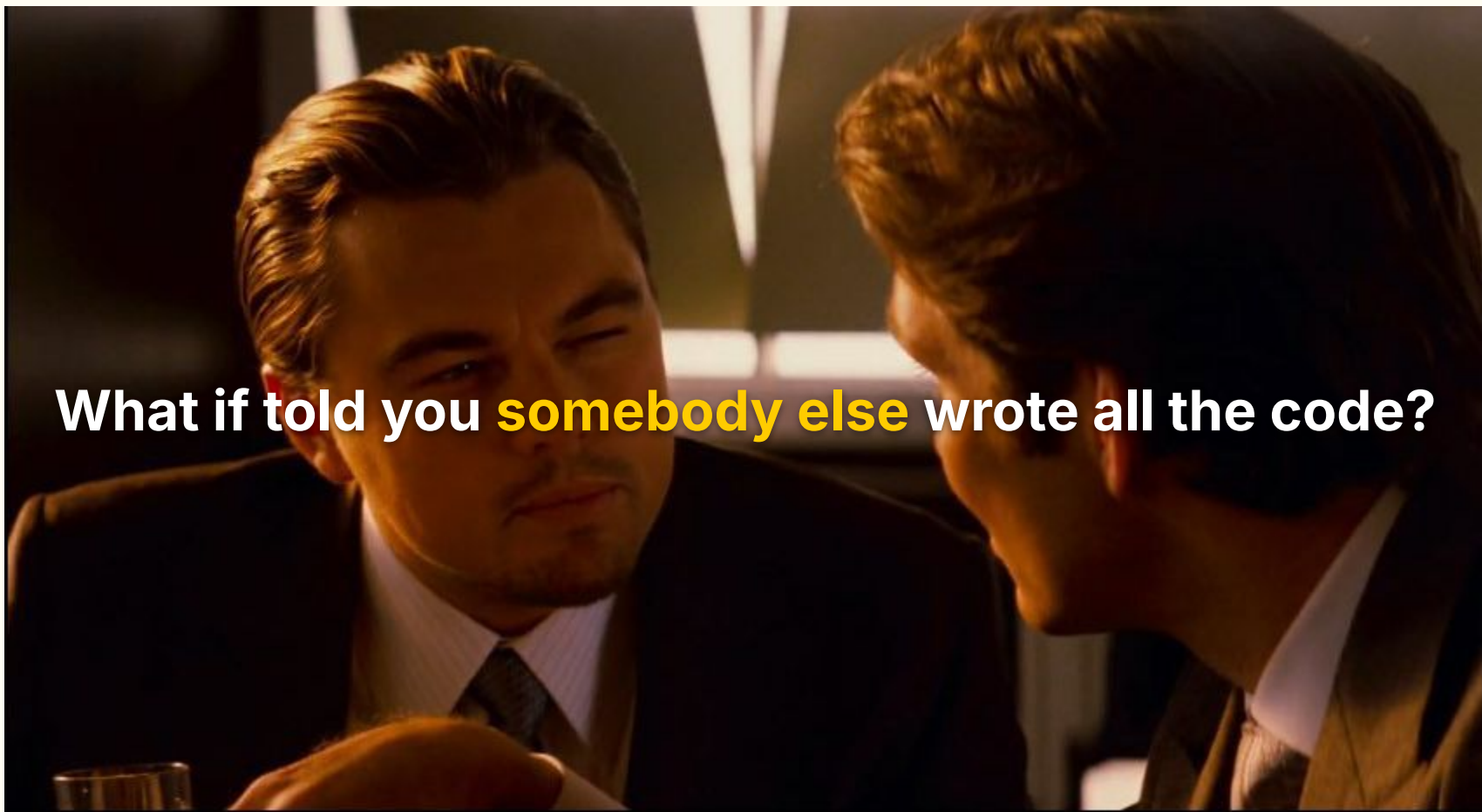
```
router.post(
  "/signup/email",
  validateRequest({
    body: z.object({ ... }),
  }),
  async (req, res) => {
    const { email, password } = req.body;

    if (isEmailVerificationRequired) {
      try {
        const authProvider = await findAuthProvider(
          "email",
          email.toLowerCase()
        );

        if (!authProvider) {
          throw new Error("User not found");
        }
      }
    }
  }
);
```



**What if told you somebody else wrote all the code?**

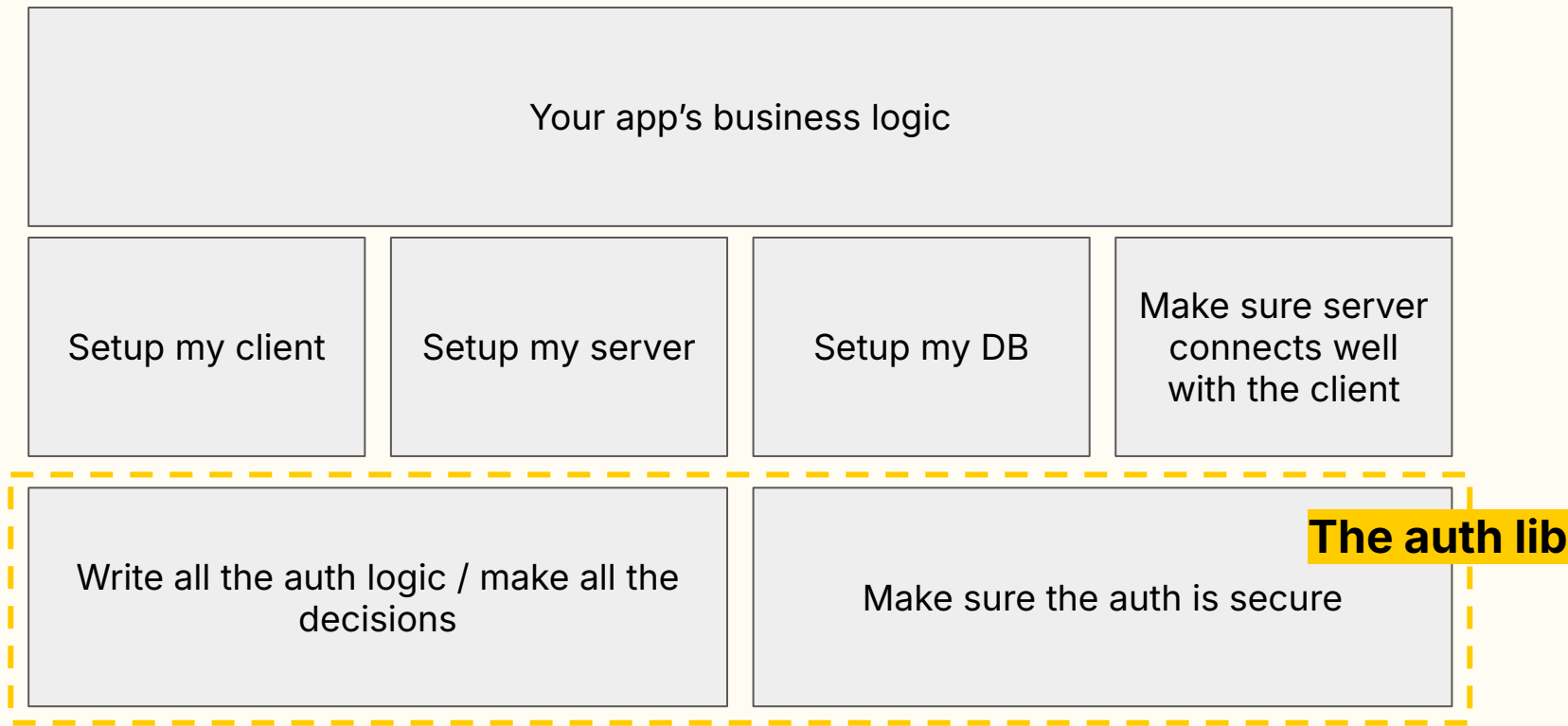


What if told you **somebody else** wrote all the code?

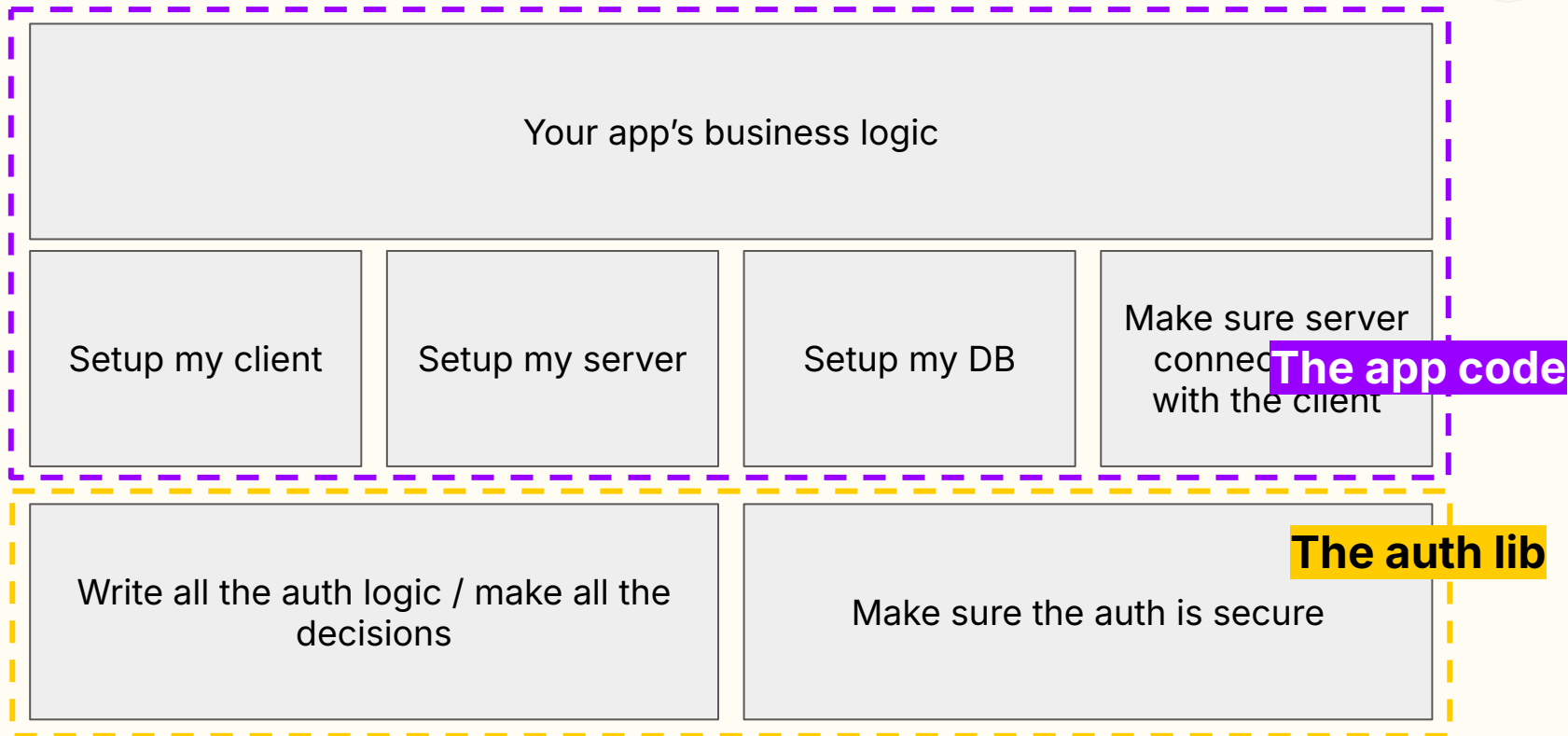
# Somebody gave us a nice auth library



# Somebody gave us a nice auth library



# Somebody gave us a nice auth library





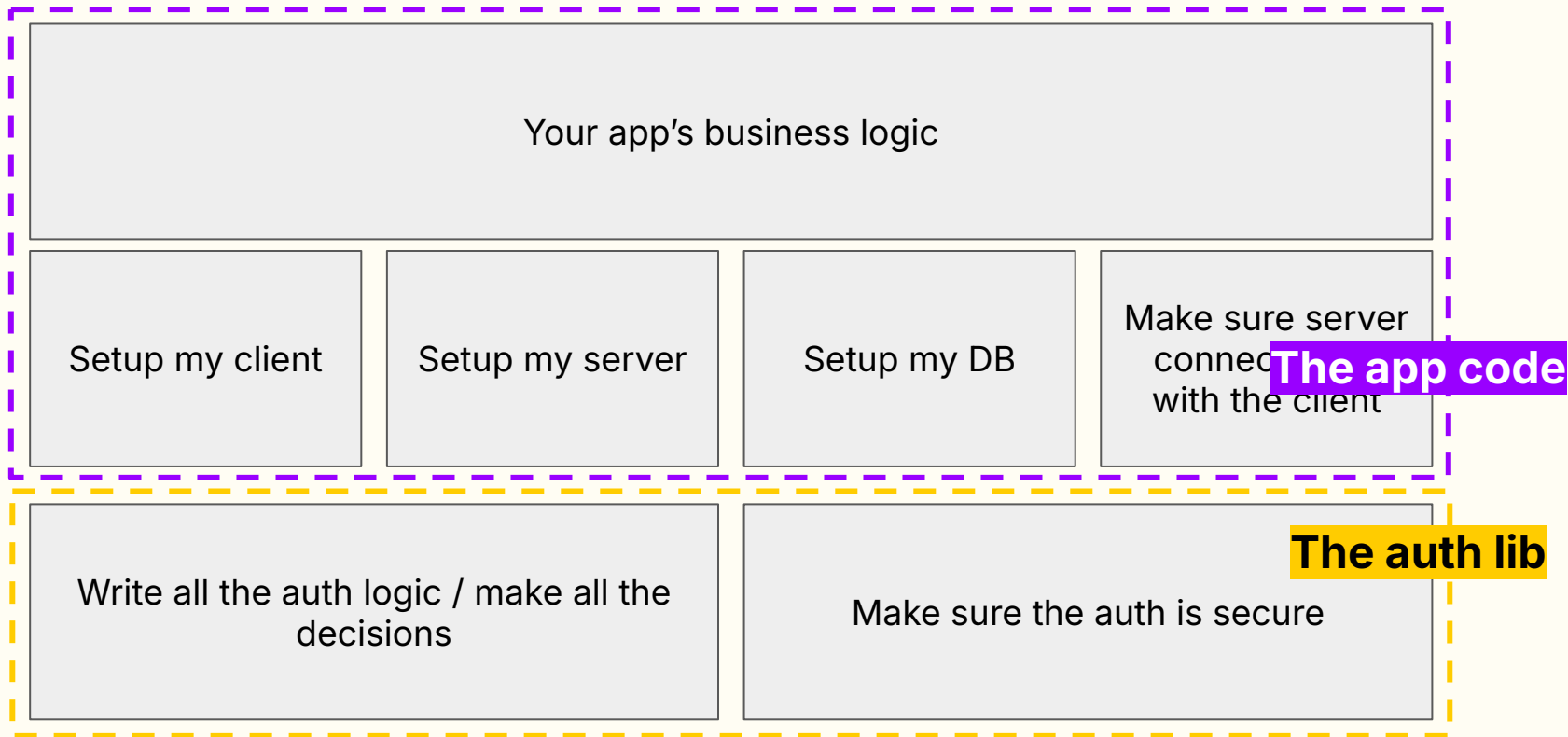
**What would be the ideal low effort API?**

```
const auth = setupAuth([
  "email",
  "username",
  "google",
  "github",
  "discord",
  "keycloak",
]);
```

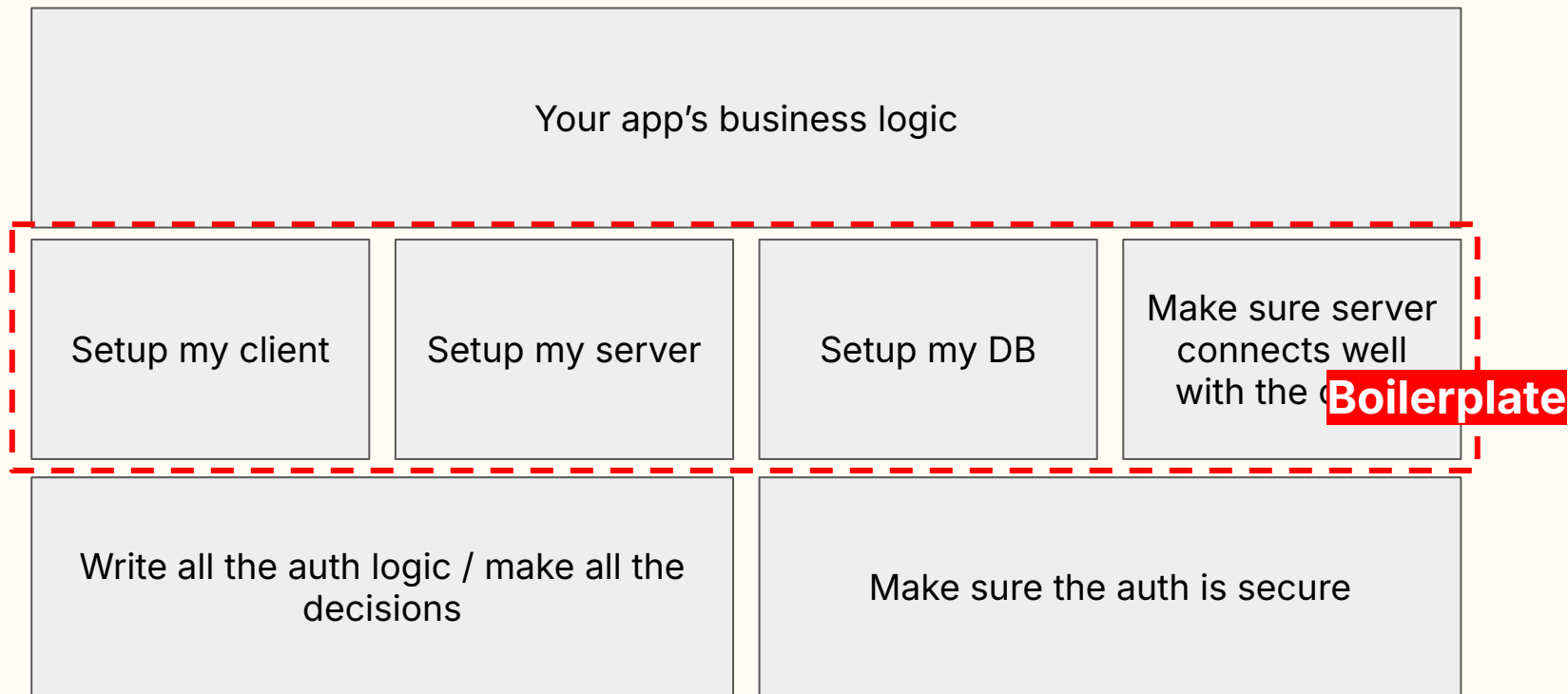
```
app.use("/auth", auth);
```



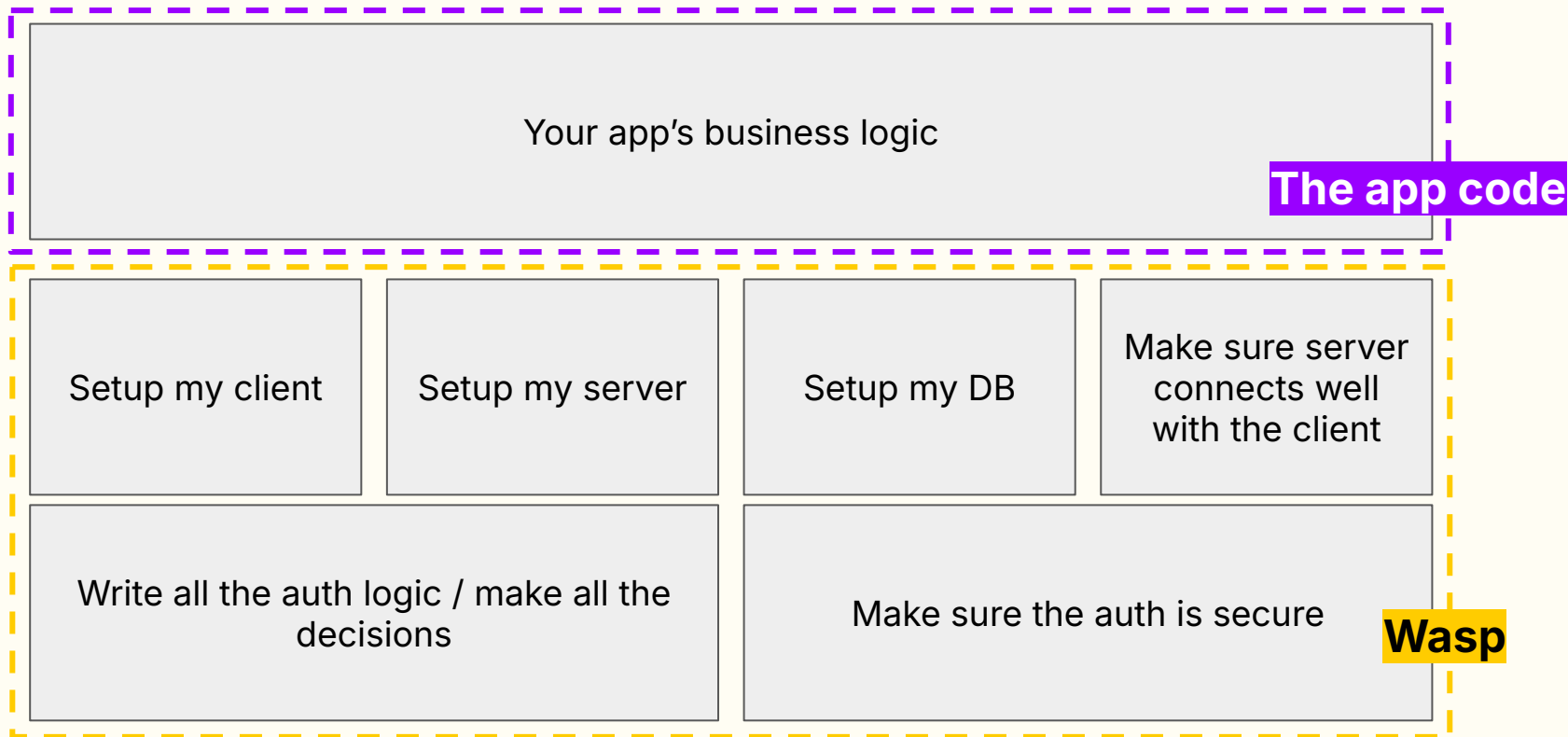
# What if we can make a lot of assumptions?



# What if we can make a lot of assumptions?



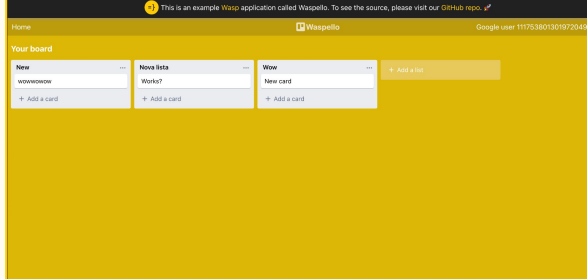
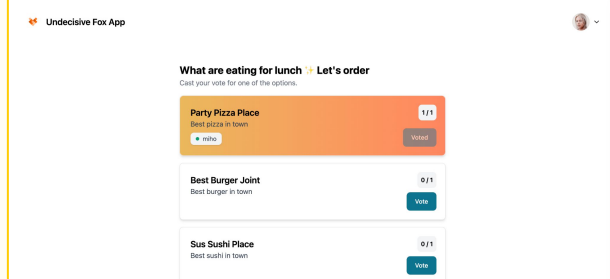
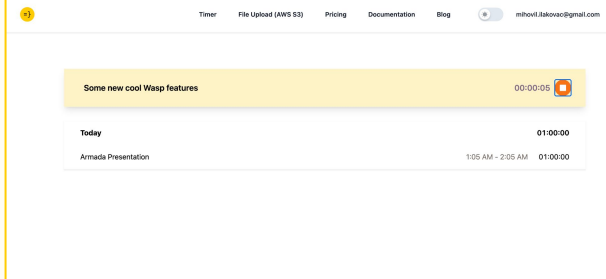
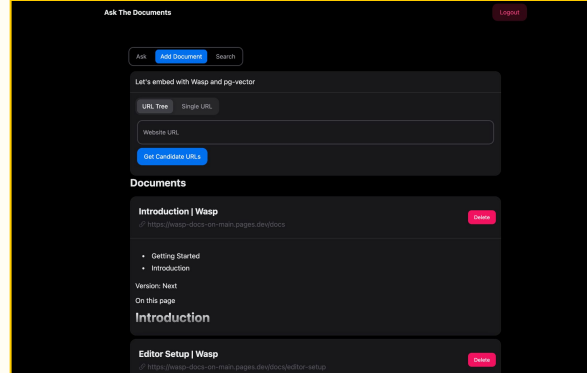
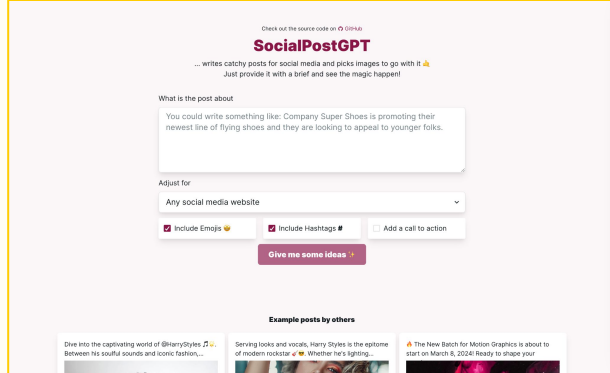
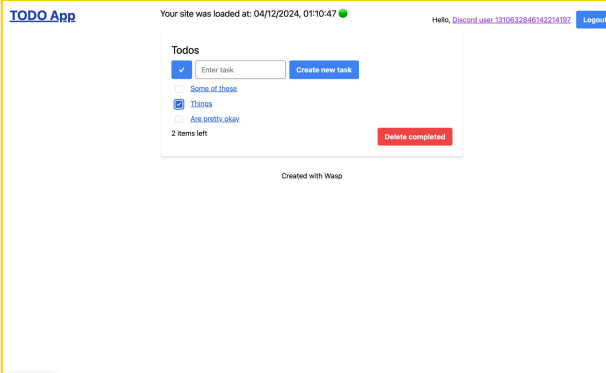
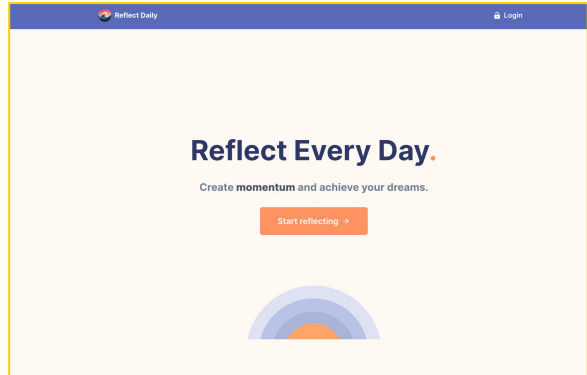
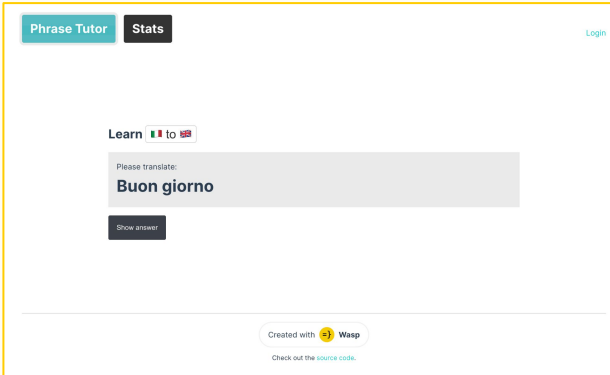
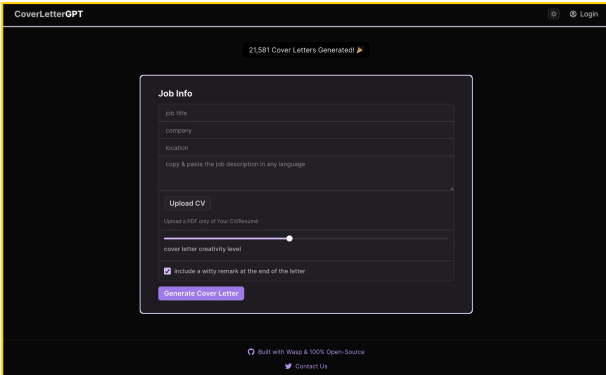
# What if we can make a lot of assumptions?



google: {}

**it's the same code from the demo**







# The *free* SaaS template with superpowers

An open-source, feature-rich, full-stack React + NodeJS template that manages features for you.

Get Started →

View the Repo

8405




<https://opensaas.sh>



# Developer feedback





[ Framework code ] → [ App Code ] → [ End User  
]

^ Me

^ Most devs

[ Framework code ] → [ App Code ] → [ End User ]

^ Me

^ Most devs  
Our end user

# Personas



Casual

## Auth UI

### Log in to your account

Log in with



Or continue with

Username

Password

Log in

I don't have an account yet ([go to signup](#)).



Business casual

Auth hooks

## Login to Your Account

Login using social networks



OR

Email

Password



Sign In

## New Here?

Sign up and discover a great amount of new opportunities!

Sign Up





Over 9000 HC

## Custom APIs

A screenshot of a Chrome browser's interface. A yellow callout box at the top contains the text "Custom APIs". Below it, the browser's toolbar is visible, with the puzzle-piece extension icon circled in red. The "Extensions" menu is open, showing a list of installed extensions. The "Manage Extensions" option at the bottom of the list is highlighted with a red rectangular box. The extensions listed are: Google Translate, PayPal Honey: Automatic Co..., Similarweb - Traffic Rank &..., Speedtest by Ookla, Volume Master, and Manage Extensions.

Extensions

No access needed  
These extensions don't need to see and change information on this site.

|  |                                |  |  |
|--|--------------------------------|--|--|
|  | Google Translate               |  |  |
|  | PayPal Honey: Automatic Co...  |  |  |
|  | Similarweb - Traffic Rank &... |  |  |
|  | Speedtest by Ookla             |  |  |
|  | Volume Master                  |  |  |
|  | Manage Extensions              |  |  |



# **Breakdown of our design philosophy**



Be **strict** about your layers



## High level API

### Log in to your account

Log in with

Or continue with

Username

Password

Log in

I don't have an account yet ([go to signup](#)).



**High level API**

**Low level API**

Uses

**Log in to your account**

Log in with

Or continue with

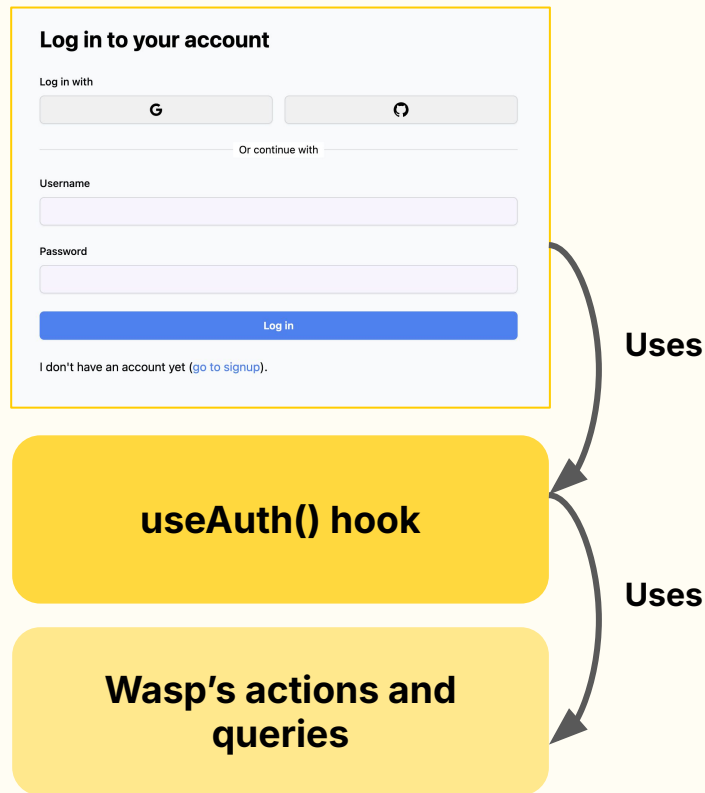
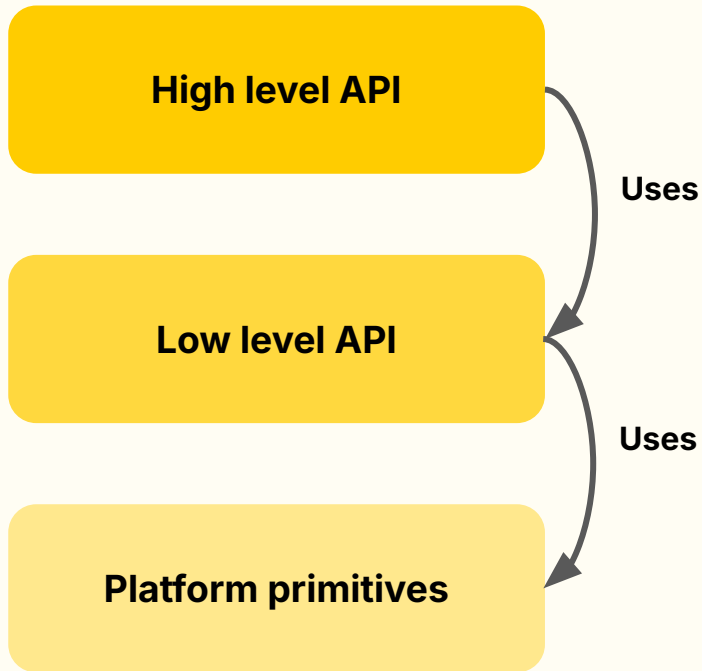
Username

Password

I don't have an account yet ([go to signup](#)).

Uses

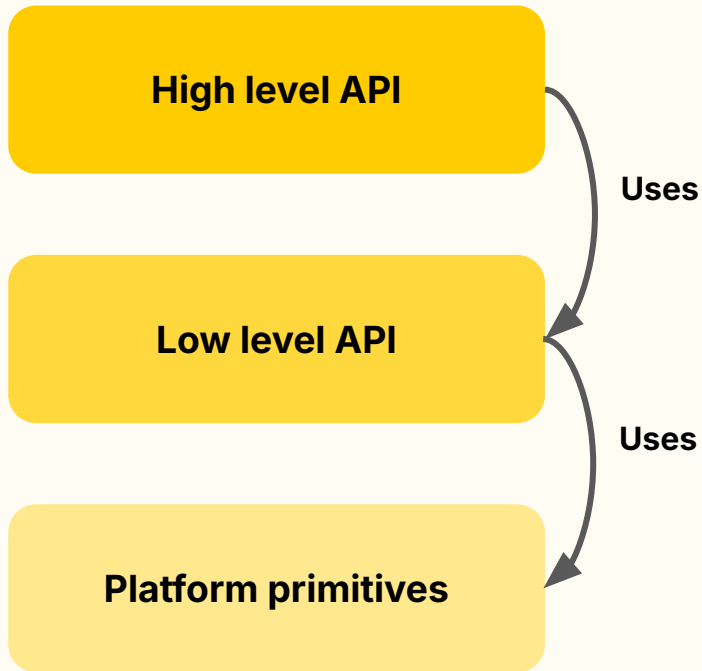
**useAuth() hook**



**Frustration happens when the developer is unable to use their **existing skills****

**... or feels punished for doing it **their way** instead of your way.**





**Log in to your account**

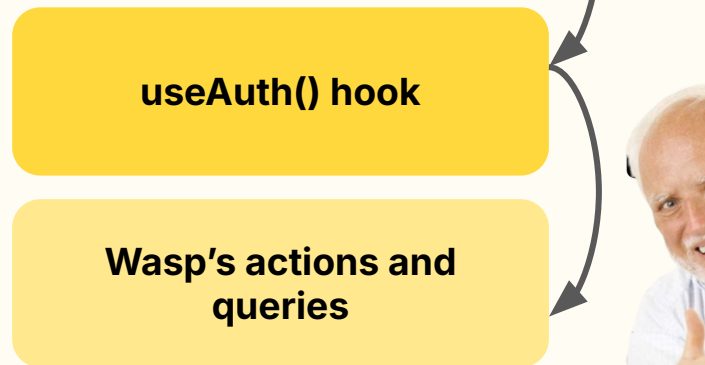
Log in with

Or continue with

Username

Password

I don't have an account yet ([go to signup](#)).



The ending on every 80's song :

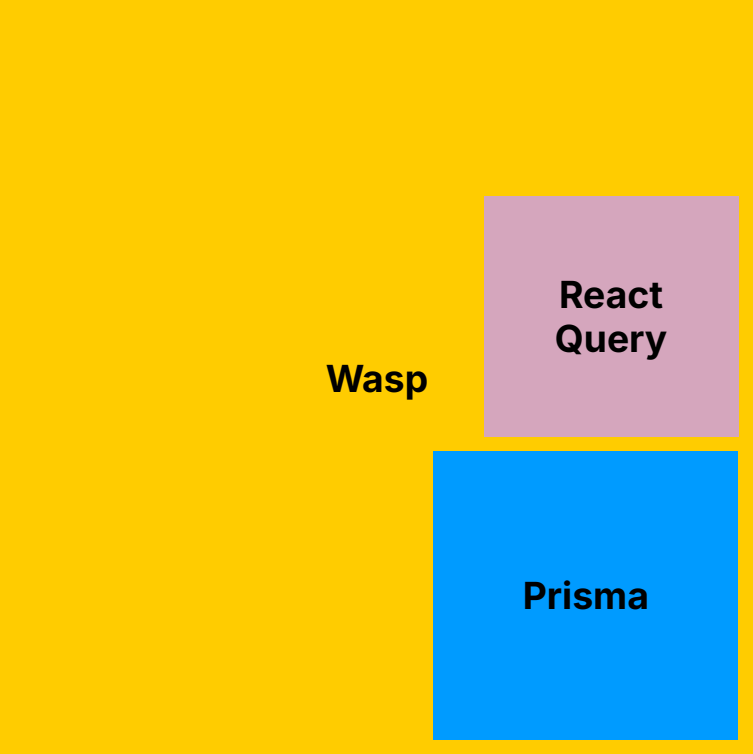


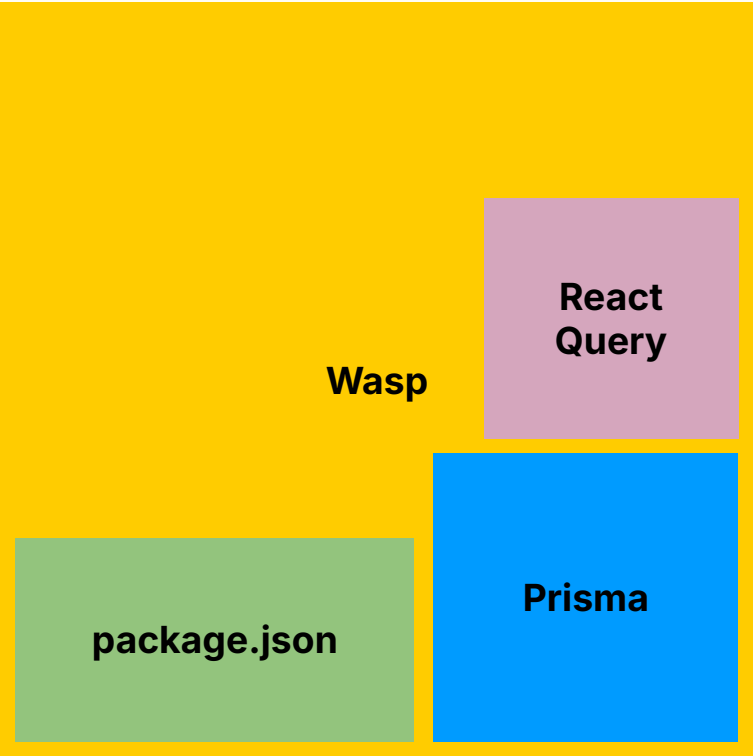
**Wasp**

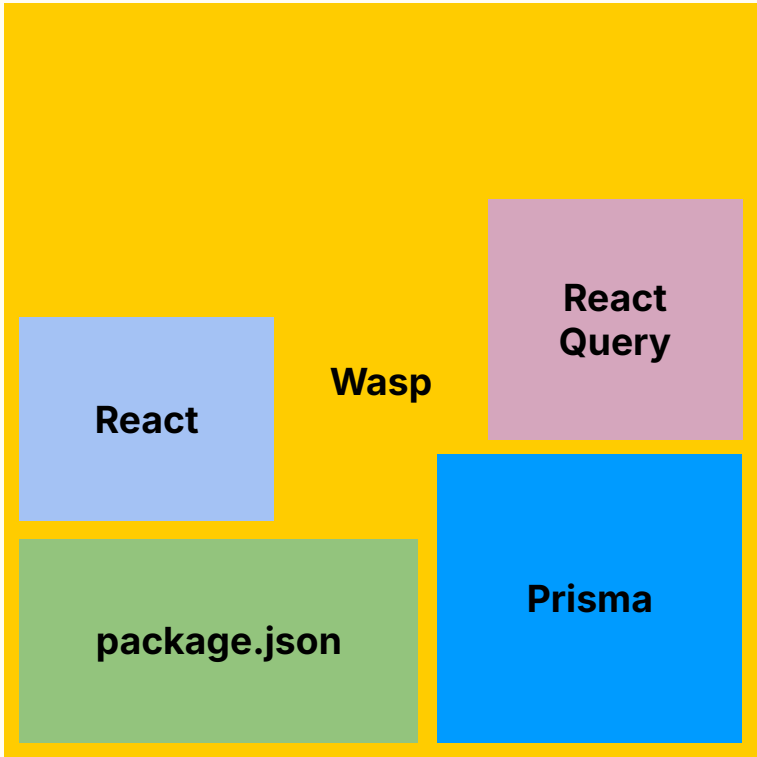


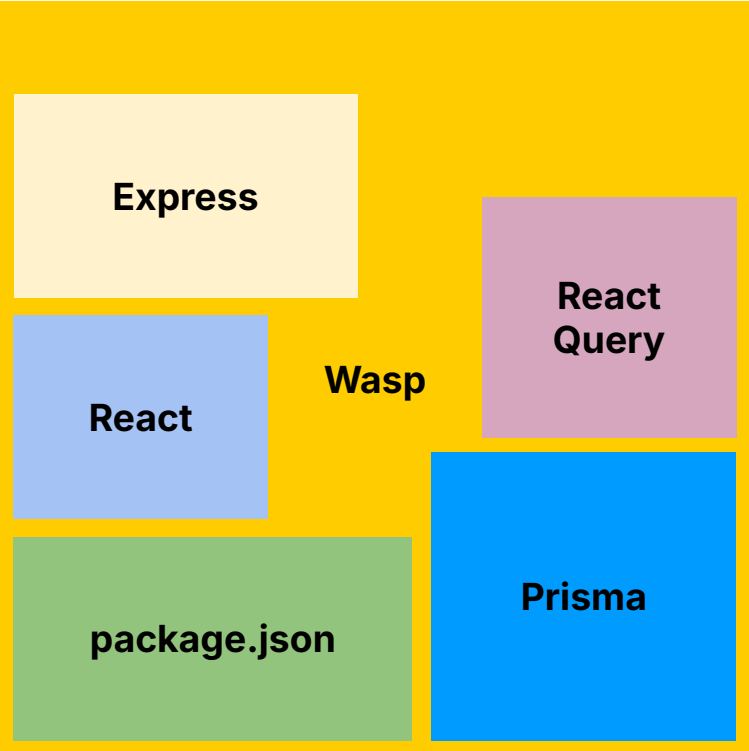
**Wasp**

**Prisma**

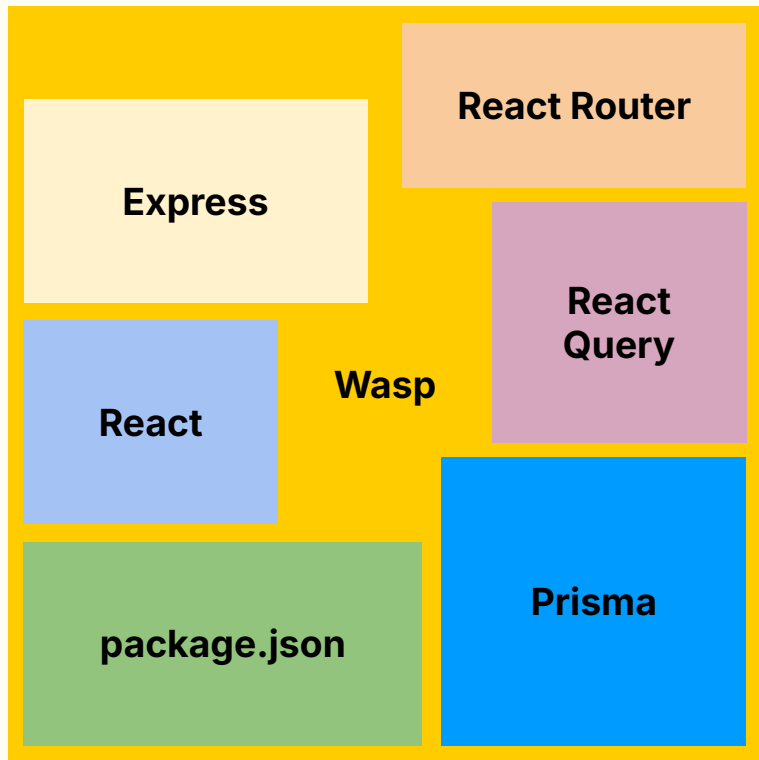












TS main.wasp.ts ×

TS main.wasp.ts > [🔍] app

You, last month | 1 author (You)

```
1 import { App, type ExtImport } from "wasp-config";
2
3 const app = new App("socialpostgpt", {
4   title: "SocialPostGPT",
5   wasp: {
6     version: "^0.15.1",
7   },
8   head: [
9     `<script defer data-domain="socialpostgpt.xyz" src="http://plausible.apps.twoo
10  ],
11 });
12
13 app.client({
14   rootComponent: { import: "App", from: "@src/App" },
15 });
16
17 defineRoute("MainPage", "/", {
18   importDefault: "MainPage",
19   from: "@src/pages/MainPage",
20 });
21
```



# What we learned today



# What we learned today



# What we learned today



# Thank

**you!**  
@WaspLang



LET'S GET TO 15K

A hand-drawn black arrow starts from a small black dot and points towards the QR code area.